

# REV HYDRO 4

SPECIFICATION SHEET  
STATIC WHITE OUTDOOR  
CYLINDER CONVERSION KIT

HIGH LUMEN RECESSED DOWNLIGHT  
WITH WATERPROOF DESIGN

## Housing

Aperture : Ø4.7"

Height : 13.2" | Weight : 7 lbs

## Material

Housing : Die Cast Aluminum

Lens : PC

Trim: Flow Forming Aluminum

## Power Input

30W, 40W | 120V, 277V

## Lumen Output

2,650 lm (30W), 3,320 lm (40W)

## Dimming

Standard 0-10V : Dims to 10%

DALI : Dims to 10%

## Color Quality

CRI 85

## Rated Life

> 60,000 Hours (L70)

## Trim Finish



Black



Gray



Bronze

## Color Temperature



2700K



3000K



3500K



4000K

## Optics



30°



45°



55°

## Warranty


5 Year limited warranty

## Listing



## Durable Design, Compact Brilliance.

The REV Hydro, now specified in a cylinder form factor, seamlessly integrates an IP65-rated driver within its cylindrical body to preserve waterproof integrity. This configuration offers versatile mounting options, including a stem or adjustable cable, allowing for flexibility in design while maintaining the fixture's performance and timeless aesthetic.



**SPECIFICATION**

PROJECT NAME

DATE

CATALOG #

QUANTITY

<input type="text" value="RH4C"/>	MODEL	<b>REV HYDRO 4 CYLINDER</b>		
<input type="text"/>	WATTAGE	<b>30</b> 30W	<b>40</b> 40W	
<input type="text"/>	CCT / CRI	<b>278</b> 2700K / CRI 85 <b>408</b> 4000K / CRI 85	<b>308</b> 3000K / CRI 85	<b>358</b> 3500K / CRI 85
<input type="text"/>	VOLTAGE	<b>120</b> 120V	<b>277</b> 277V	
<input type="text"/>	DIMMING	<b>STV</b> Standard 0-10V dims to 10%	<b>DALI</b> DALI dims to 10%	
<input type="text"/>	BEAM ANGLE	<b>30</b> 30°	<b>45</b> 45°	<b>55</b> 55°
<input type="text"/>	HOUSING FINISH	<b>BLK</b> Black	<b>GRY</b> <sup>1</sup> Gray	<b>BRZ</b> <sup>1</sup> Bronze
<input type="text"/>	MOUNTING	<b>SUM</b> Surface Mount <b>AD10</b> Adjustable Cable 10ft	<b>ST2</b> Stem 2ft <b>SAD10</b> Sloped Adjustable Cable 10ft	<b>ST4</b> Stem 4ft
<input type="text"/>	RATING	<b>OUT</b> <sup>2</sup> Outdoor Rating	<b>NAT</b> <sup>3</sup> Natatorium Rating	<b>MAR</b> <sup>4</sup> Marine Rating

CLEAR FORM

<sup>1</sup> Long lead time required

<sup>2</sup> Outdoor Rating: Coating and wiring will be changed to high UV resistant and corrosion resistant materials for long-term operation in outdoor environments

<sup>3</sup> Natatorium Rating: Utilizes high corrosion-resistant materials for both coatings and sealants to prevent damage from long-term exposure to chlorine vapors

<sup>4</sup> Marine Rating: Utilizes high corrosion-resistant materials for both coatings and sealants to prevent damage from long-term exposure to saltwater environments

**TECHNICAL DETAILS**

**Electrical**

- 2,650 lm (30W), 3,320 lm (40W)
- Power Input : 120V or 277V
- Operating Temperature -20°F~104°F
- Surge Protection : Built-in is 4KV
- Power Factor Greater than 0.9

**LED Features**

- Color Temperature : 2700K, 3000K, 3500K, 4000K
- CRI 85
- Long lasting LED luminaire tested under TM21 lumen maintenance L70 @ 60,000 Hrs

**Optics**

- PC Lens
- Beam Angle : 30°, 45°, 55°

**Advanced Dimming**

- Standard 0-10V : Dims to 10%
- DALI : Dims to 10%

**Housing**

- Aperture : Ø4.7"
- Height : 13.2"
- Weight : 7 lbs
- Material : Die Cast Aluminum, PC, Flow Forming Aluminum

**Mounting**

- Surface Mount
- Stem 2ft or 4ft
- Adjustable Cable 10ft
- Sloped Adjustable Aircraft Cable 10ft

**Warranty**

- 5-year limited warranty

**Listing**

- ETL Wet Location Listed
- FCC
- IP 65


**PERFORMANCE SUMMARY\***

Delivered Lumens				
CCT/ WATTAGE	2700K	3000K	3500K	4000K
<b>30W</b>	2,400lm	2,500lm	2,600lm	2,650lm
<b>40W</b>	3,020lm	3,150lm	3,250lm	3,320lm

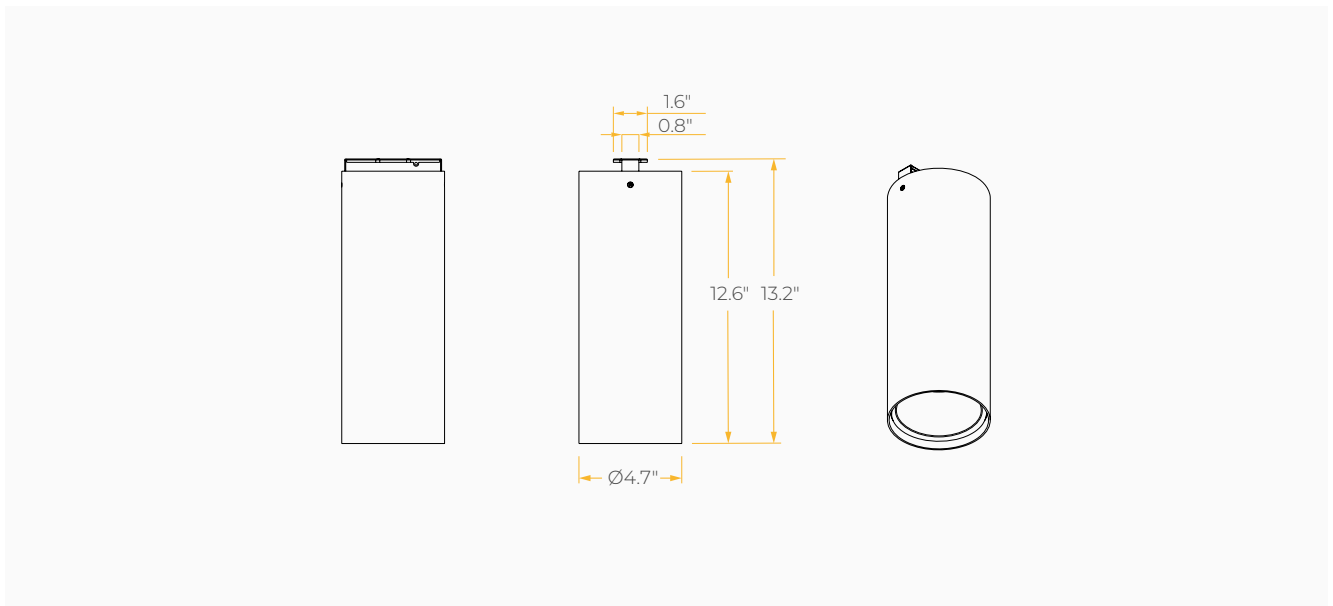
Current Consumption		
WATTAGE / VOLT	120V	277V
<b>30W</b>	0.28A	0.12A
<b>40W</b>	0.36A	0.15A

\*Tolerance ±8%

**CYLINDER CONVERSION KIT FINISH**



**DIMENSIONS**



**MOUNTING OPTIONS\***

\*Junction box not included

